

# PROFESSIONAL

## SOLDERING IRONS / 25 WATT

- Ideal for a wide variety of electronic tasks
- Uses ST series long life double-coated iron-plated tips- ST3 included-see page 37
- Quick change knurled collar, stainless steel barrel
- Cushion grip handle and plug-in heating element
- 6' 3-wire cord, iron is 7 7/8" long
- UL and cUL listed (120 VAC units only)
- Use with optional PH60 stand



**WP25**

**Catalog Number**

WP25  
WP25D

**Description**

25 watts, 120 V, 750° F Professional soldering iron, 3-wire cord  
25 watts, 230 V, 750° F Professional soldering iron, 3-wire cord

# CONTROLLED OUTPUT

## SOLDERING IRONS / 60 WATT

- Uses Weller "closed loop" method of controlling maximum tip temperature
- Portable line voltage iron - no base station required
- Stainless steel modular plug-in heater, greater efficiency and versatility
- Temperature is controlled by tip (600° F, 700° F, and 800° F tips)
- Nominal heat-up time with 700° F tip is 110 seconds
- Uses CT series tips found on page 62
- Heating element type: Nichrome wound, plug in
- UL and cUL listed
- Fume extraction adapter kit available- Cat. No. AKFE11
- Use W60P with optional PH60 stand



**W60P**

**Catalog Number**

W60P  
W60PD3

**Description**

60 watts, 120 V, 700° F 2-wire soldering iron with CT5A7 tip  
60 watts, 240 V, 700° F 3-wire soldering iron with CT5A7 tip

# TCP12P

## CONTROLLED-OUTPUT FIELD SOLDERING IRON

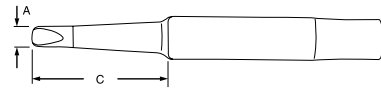
- Versatile controlled tool for field servicing
- Operates from 12 volt batteries or low voltage power source
- Complete with battery clips and 12' fused cord
- Soldering iron comes with PTA7 tip, creates 700° F temperature
- See page 25 for replacement tip selection



# TIPS

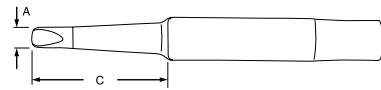
## ST SERIES TIPS FOR WP25

### SCREWDRIVER



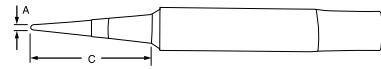
Cat No.	A		C	
	IN.	MM	IN.	MM
ST1	0.062	1.58	0.75	19.05
ST2	0.093	2.38	0.75	19.05
ST3	0.125	3.17	0.75	19.05
ST4	0.187	4.74	0.75	19.05
ST6	0.031	0.79	0.75	19.05
ST8	0.062	1.58	0.75	19.05

### SINGLE FLAT



Cat No.	A		C	
	IN.	MM	IN.	MM
ST5	0.031	0.79	0.75	19.05

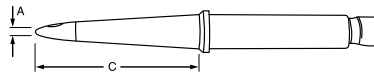
### CONICAL



Cat No.	A		C	
	IN.	MM	IN.	MM
ST7	0.031	0.79	0.75	19.05

# TIPS

## CT SERIES TIPS FOR W60P



### CT5 SERIES SCREWDRIVER

600° F Cat. No.	700° F Cat. No.	800° F Cat. No.	900° F Cat. No.	FITS IRON	A		C	
					IN.	MM	IN.	MM
-	CT5A7	CT5A8	-	<b>W60P</b>	0.062	1.58	1.15	29.36
-	-	CT5B8	-	<b>W60P</b>	0.093	2.38	1.15	29.36
-	CT5C7	CT5C8	-	<b>W60P</b>	0.125	3.17	1.15	29.36
-	CT5D7	CT5D8	-	<b>W60P</b>	0.187	4.74	1.15	29.36
-	CT5E7	CT5E8	-	<b>W60P</b>	0.250	6.35	1.15	29.36